



cargofleet Driver SL



Installation cargofleet Driver SL and idem Updater

Status as: 01.09.2018

Publisher

idem telematics GmbH

Lazarettstrasse 4
80636 München
Germany

Tel.: +49 89 720 13 67-0

Fax.: +49 89 720 13 67-29

info@idemtelematics.com

<http://www.idemtelematics.com>

1 General product and safety information

1.1 General information

The automatically-generated data is based on time and position measurements of a satellite system or are generated by reading and further processing technical data generated by the connected systems.

Please note that the data displayed is informative and despite careful processing, errors cannot be excluded. We therefore recommend verifying the data via a plausibility check before further use.

1.2 Safety instructions for navigating and operating the app



Operating the system during the trip could distract you from traffic and lead to accidents. The driver is responsible for road safety.

1.3 Copyright

idem telematics GmbH is the author of this document and of the cargofleet portal. The document, as well as screenshots of the portal or parts thereof, may not be reproduced, distributed, exhibited, made publicly accessible, reproduced, changed or edited without the prior written consent of idem telematics GmbH.

©2018 idem telematics GmbH

1.4 Usage

The cargofleet Driver SL app is a telematics app for the driver in conjunction with an Android-capable mobile device.

In particular, the app offers the possibility of locating, sending free text messages and managing order processes in combination with the cargofleet 3 portal.

When coupling trailers, the driver has information from the trailer at a glance at all times.

Depending on the equipment of the modular system solutions of TC Trailer Gateway and TControl, temperatures of the cooling structure, tyre pressure and temperature, EBS data and brake pad wear data can be displayed.

1.5 Technical support

If you have any questions about the cargofleet Driver SL App, the idem telematics technical support team is available on weekdays, Monday to Friday, between 08:00 and 18:00 CET at the following contact details:

Telefon: +49 (0) 89 720 1367 – 10

E- Mail: support@idemtelematics.com

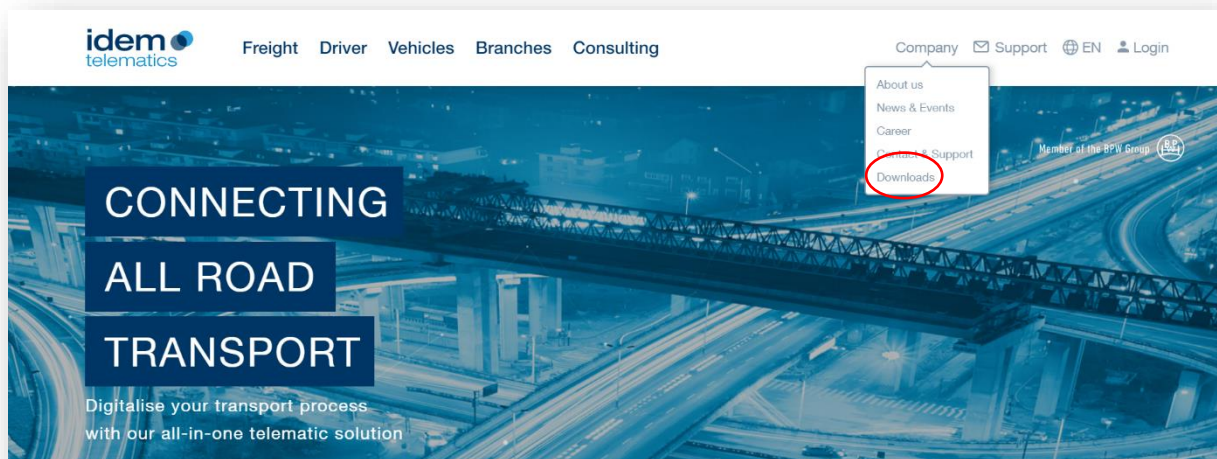
Table of contents

Publisher	2
1 General product and safety information	3
1.1 General information	3
1.2 Safety instructions for navigating and operating the app.....	3
1.3 Copyright.....	3
1.4 Usage.....	3
1.5 Technical support	3
2 Installation cargofleet Driver SL App.....	5
2.1 Download the installation file.....	5
2.2 Installation	6
2.3 Activation of the app	6

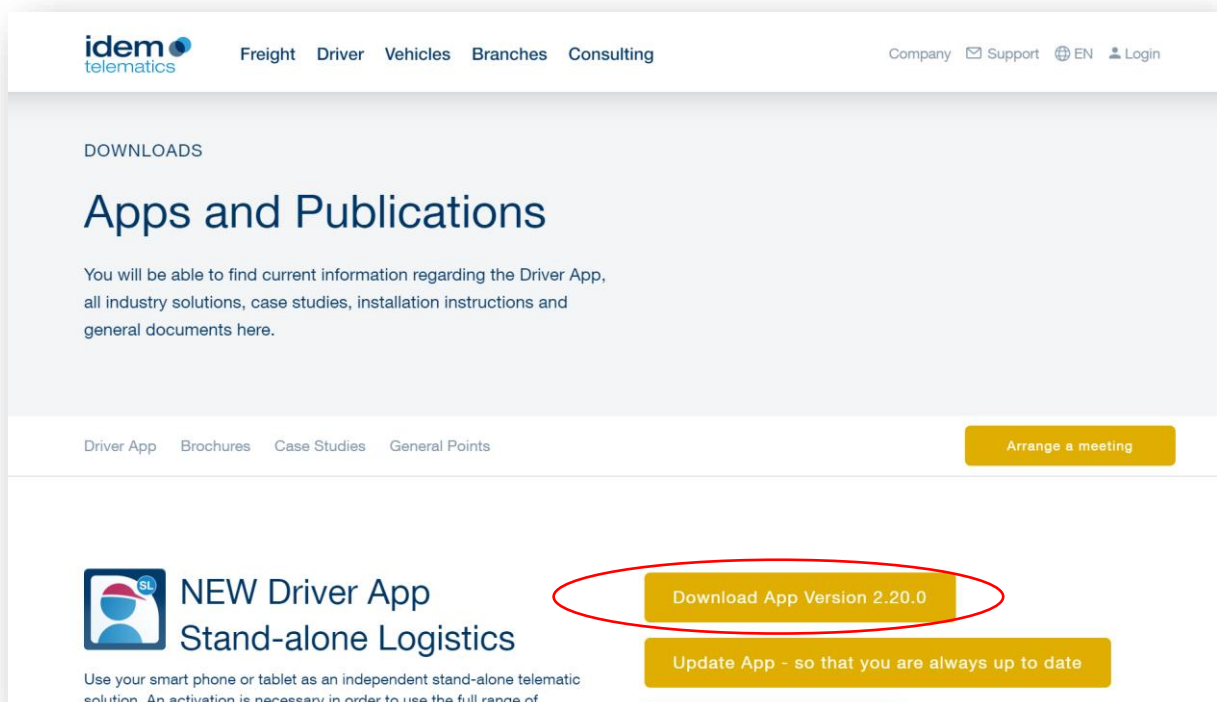
2 Installation cargofleet Driver SL App

2.1 Download of the installation file

The installation of the cargofleet Driver SL requires the one-time download of the installation file from the idem homepage: <https://www.idemtelematics.com/en/company/downloads.html>. Use the mobile device on which the app is to be installed.



Scroll down to the download area for the cargofleet Driver SL App. Then click on "Download App".



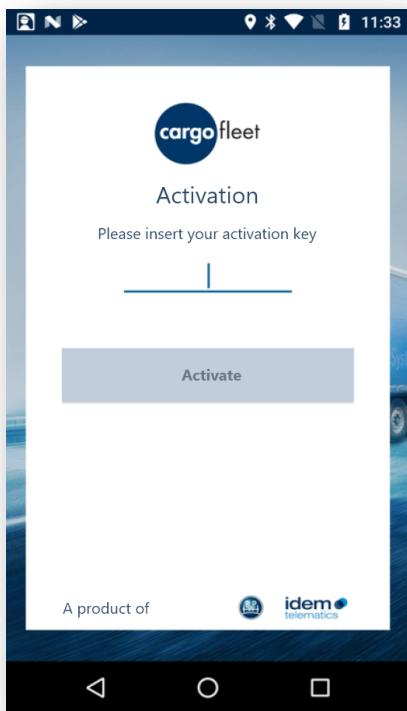
Alternatively, you can download the installation file via your PC and transfer it to your mobile device via USB connection.

2.2 Installation

Select the downloaded file (cargofleet_standalone...standard.apk) in the download folder of your mobile device and install the file by confirming the installation dialog by selecting the "Install" option.

2.3 Activation of the app

The activation of the app requires the completion of a cargofleet Driver SL service. Please enter the activation key contained in the delivery note in the field provided.



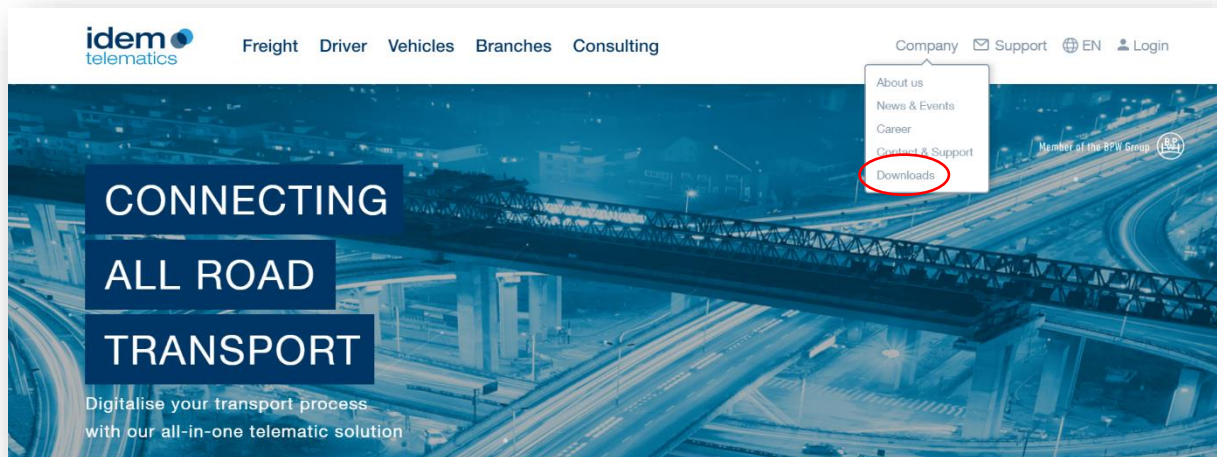
After successful activation, the dashboard view of the cargofleet Driver SL App appears.

 **Note:** *The installation of the app is now finished!*

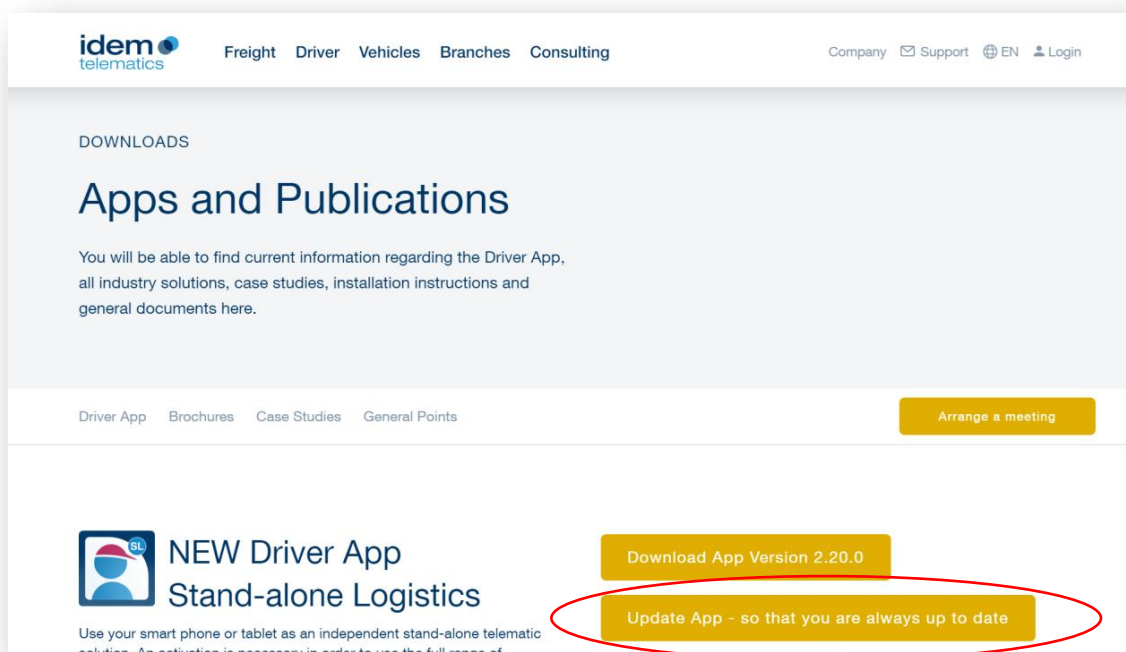
3 Installation idem Updater App

3.1 Download of the installation file

The installation of the idem updater requires the one-time download of the installation file from the idem homepage: <https://www.idemtelematics.com/downloads>. Use the mobile device on which the app is to be installed.




Scroll down to the download area for the idem Updater App. Then click on "Update App".



Alternatively, you can download the installation file via your PC and transfer it to your mobile device via USB connection.

3.2 Installation

Select the downloaded file (remote_update-....apk) in the download folder of your mobile device and install the file by confirming the installation dialog by selecting the "Install" option.

 **Note:** *The installation of the update app is now finished!*



idem telematics GmbH

Lazarettstrasse 4
80636 München
Germany

Support:
+49 89 720 13 67-10
support@idemtelematics.com